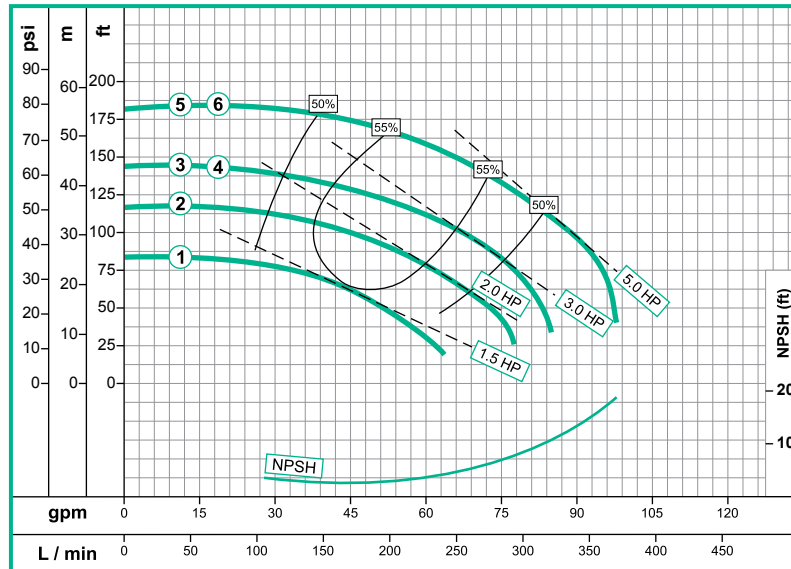


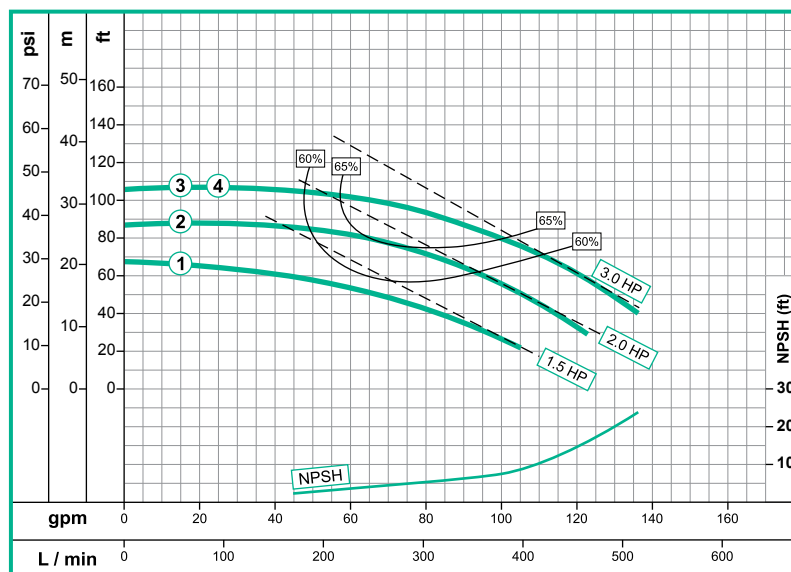
Bombas Mediana Presión

ME 1 15 / ME 1 20 / ME 1 30 / ME 1 50



No.	Modelo	Ref.	Ø Succión	Ø Descarga	Ø Impulsor	Potencia (hp)	Fases	Voltaje (V)	Peso (kg)	H max. (mca)*	Q max (gpm)**
1	ME 1 15	1E0473	1 1/2"	1"	5.250"	1.5	3	220/440	18	26	64
2	ME 1 20	1E0245	1 1/2"	1"	5.250"	2.0	3	220/440	21	36	77
3	ME 1 30-1	1E0468	1 1/2"	1"	5.875"	3.0	1	220	25	44	85
4	ME 1 30	1E0246	1 1/2"	1"	5.875"	3.0	3	220/440	24	44	85
5	ME 1 50-1	1E0469	1 1/2"	1"	6.500"	5.0	1	220	43	56	97
6	ME 1 50	1E0474	1 1/2"	1"	6.500"	5.0	3	220/440	41	56	97

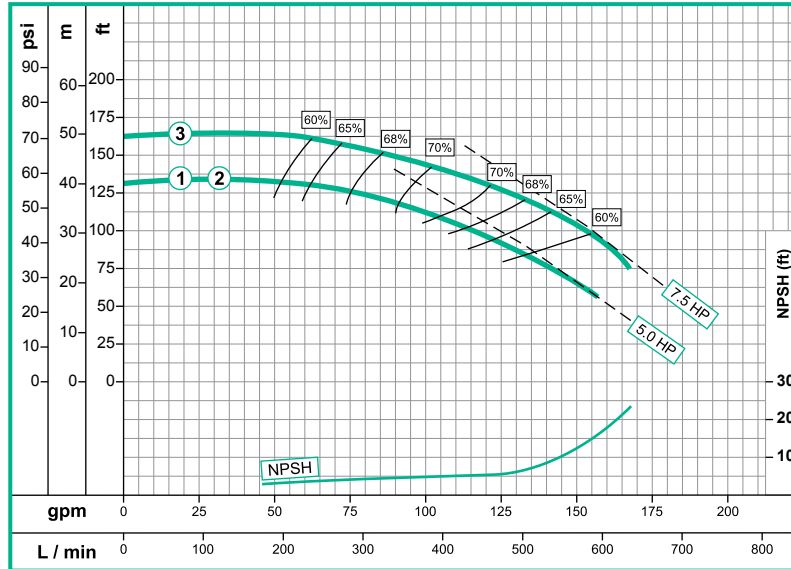
ME 1.5 15 / ME 1.5 20 / ME 1.5 30



No.	Modelo	Ref.	Ø Succión	Ø Descarga	Ø Impulsor	Potencia (hp)	Fases	Voltaje (V)	Peso (kg)	H max. (mca)*	Q max (gpm)**
1	ME 1.5 15	1E0475	2"	1 1/2"	4.375"	1.5	3	220/440	21	20	105
2	ME 1.5 20	1E0248	2"	1 1/2"	4.750"	2.0	3	220/440	23	26	123
3	ME 1.5 30-1	1E0470	2"	1 1/2"	5.250"	3.0	1	220	28	33	136
4	ME 1.5 30	1E0249	2"	1 1/2"	5.250"	3.0	3	220/440	27	33	136

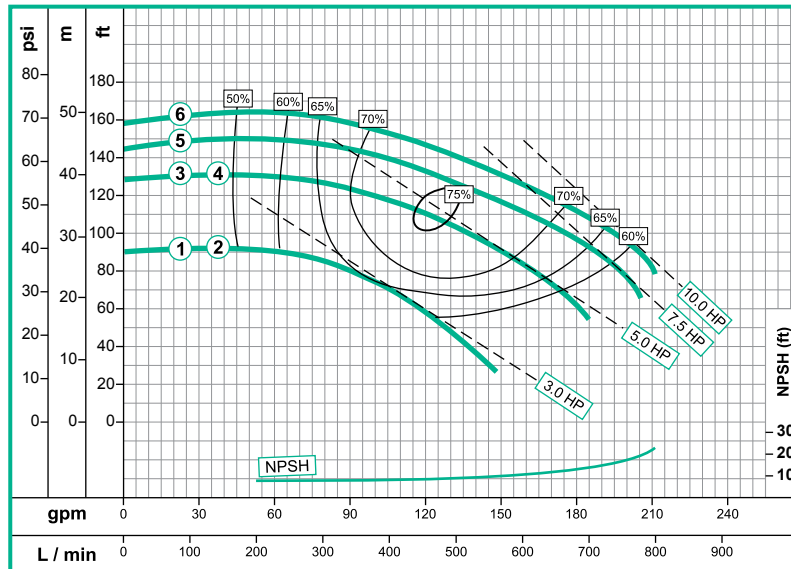
Bombas Mediana Presión

ME 1.5 50 / ME 1.5 75



No.	Modelo	Ref.	Ø Succión	Ø Descarga	Ø Impulsor	Potencia (hp)	Fases	Voltaje (V)	Peso (kg)	H max. (mca)*	Q max (gpm)**
1	ME 1.5 50-1	1E0471	2"	1 1/2"	6.000"	5.0	1	220	50	40	157
2	ME 1.5 50	1E0476	2"	1 1/2"	6.000"	5.0	3	220/440	49	40	157
3	ME 1.5 75	1E0251	2"	1 1/2"	6.500"	7.5	3	220/440	52	49	168

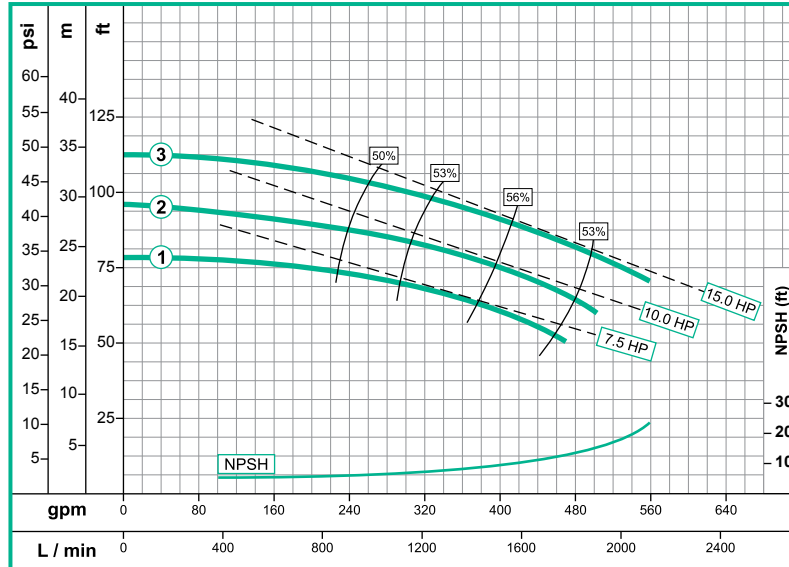
ME 2 30 / ME 2 50 / ME 2 75 / ME 2 100



No.	Modelo	Ref.	Ø Succión	Ø Descarga	Ø Impulsor	Potencia (hp)	Fases	Voltaje (V)	Peso (kg)	H max. (mca)*	Q max (gpm)**
1	ME 2 30-1	1E0252	2 1/2"	2"	5.062"	3.0	1	220	28	28	147
2	ME 2 30	1E0477	2 1/2"	2"	5.062"	3.0	3	220/440	27	28	147
3	ME 2 50-1	1E0479	2 1/2"	2"	5.812"	5.0	1	220	45	39	183
4	ME 2 50	1E0478	2 1/2"	2"	5.812"	5.0	3	220/440	43	39	183
5	ME 2 75	1E0254	2 1/2"	2"	6.375"	7.5	3	220/440	47	44	207
6	ME 2 100	1E0255	2 1/2"	2"	6.500"	10.0	3	220/440	55	49	212

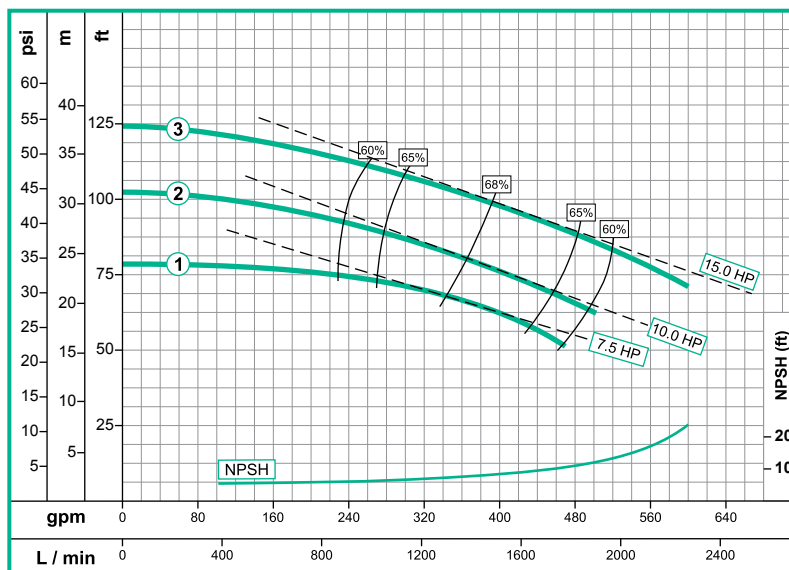
Bombas Mediana Presión

ME 3 75 / ME 3 100 / ME 3 150



No.	Modelo	Ref.	Ø Succión	Ø Descarga	Ø Impulsor	Potencia (hp)	Fases	Voltaje (V)	Peso (kg)	H max. (mca)*	Q max (gpm)**
1	ME 3 75	1E0256	3"	3"	4.875"	7.5	3	220/440	61	24	470
2	ME 3 100	1E0257	3"	3"	5.125"	10.0	3	220/440	68	29	500
3	ME 3 150	1E0258	3"	3"	5.500"	15.0	3	220/440	83	34	560

ME 4 75 / ME 4 100 / ME 4 150



No.	Modelo	Ref.	Ø Succión	Ø Descarga	Ø Impulsor	Potencia (hp)	Fases	Voltaje (V)	Peso (kg)	H max. (mca)*	Q max (gpm)**
1	ME 4 75	1E0259	4"	4"	5.000"	7.5	3	220/440	63	24	470
2	ME 4 100	1E0260	4"	4"	5.437"	10.0	3	220/440	70	31	500
3	ME 4 150	1E0261	4"	4"	5.625"	15.0	3	220/440	85	38	600